

Fijian Language Week Craft Salusalu

Salusalu is Fijian for necklace/garland. It can be described as a necklace of flowers woven, together by strands of vau (dried flowers). The purpose of Salusalu is to highlight the historical significance to indigenous Fijians.

What you need:

White ribbon

Stapler

Scissors

Hot Glue gun

Crepe paper –1 pkt white & 1 pkt turquoise




Step 1:


Place white ribbon out straight and flat on table.
Cut to one metre length.



Step 2:


Take white and turquoise crepe paper and cut short and long lengths and place on top of each other to create pattern as in picture.
Staple different lengths together to make white and turquoise and white patterns.





Step 3:

Hot glue gun the crepe paper lengths to white ribbon with space in between. Follow pattern in pictures. Repeat this step until Salusalu is filled.



Step 4:

Take both ends of Salusalu and tie around your neck having the patterns displayed flattened on chest and say Bula!

