

Tokelauan Language Week Craft Taulima

Taulima is part of Tokelauan traditional, cultural wear. These bracelets are normally worn by both males and females, during Tokelauan dance performances. Here is how to make your very own Taulima.



What you need:

Needle

String/ Wool

Ribbon – 2 different colours

Scissors


Step 1:


Take string or wool and measure around your wrists. Once happy with Length, cut with your scissors.




Step 2:

Thread string or wool through needle and have the needle in the middle of string or wool. Now tie a knot at the end.





Step 3:



Step 4:

