

Paper Penguins (Antarctica Activity)

Audience:

Primary school and younger children with help

You will need the following:


- Glue
- Copies of the template
- Pencils/crayons/felt pens
- Scissors

Session length:


15-20 minutes

Preparation:

Copy the template—one per child



1




Colour in the penguin and cut it out. Be creative with your colours!!

2




Fold the feet forward. Glue the penguin body to the feet/tail section. Glue the tab. Stick the tab to the triangle to make a tail.

3




Fold down the head. Fold the wings forward.

Penguin template



Penguin template



Colour Penguin template

